

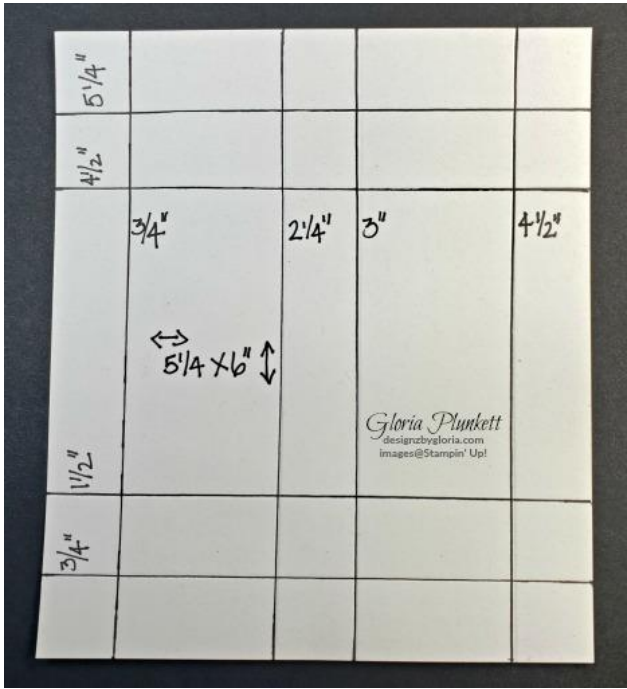
Hershey Chocolate Treat Holder

designzbygloria.com
designzbygloria@gmail.com




Supplies

- 5-1/4" x 6" piece of cardstock or DSP
- Paper cutter with scoring blade- I like to use the Stampin' Up! Simply Scored Tool
- Paper Snips
- Tear & Tape Adhesive
- 3 each Hershey's® Nuggets® chocolate bars
- 3 each 1" x 3 1/4" pieces of cardstock or DSP
- Embellishments to your hearts delight, I used the Monster Bash Designer Series Paper in the 2019 Holiday Catalog!




On the 6" piece of DSP or cardstock, score on the 6" side at 3/4", 1 1/2", 4 1/2", and 5 1/4".


On the 5-1/4" piece of DSP or cardstock, score at 3/4", 2 1/4", 3", and 4 1/2". **See photo above**



Use your Paper Snips to cut the top left and top right sections. Corner Round the two top corners. Using your Bone Folder, crease all the score lines. Cut the tabs on the score lines. **See photo above**



The box goes together easier if you taper the tabs as shown in the photo above. Apply adhesive to the two small tabs and the top center tab. **See photo above**



The box stays closed all on its own, however if you want to embellish with a belly band, you can certainly add one for décor purposes. Now Embellish your box to your hearts content!



Wrap each Hershey Nugget with a 1" x 3" strip of DSP or cardstock



Monster Bash Suite Bundle (En) - 153485

Price: \$89.50



Monster Bash Designer Series Paper - 150447

Price: \$11.50



Basic Black 8-1/2" X 11" Cardstock - 121045

Price: \$8.75



Stylish Scroll Embossing Folder - 150665

Price: \$7.50



Ornate Frames Dies - 150664

Price: \$34.00



Detailed Trio Punch - 146320

Price: \$20.00



Tear & Tape Adhesive - 138995

Price: \$7.00



Black Stampin' Dimensionals Combo Pack - 150893

Price: \$6.00



Paper Snips - 103579

Price: \$10.00



Bone Folder - 102300

Price: \$7.00



Simply Scored - 122334

Price: \$30.00